FLOOR PLANS OF RESIDENTIAL PROPERTIES IN THE PHASE
期數的住宅物業的樓面平面圖

LEGEND OF THE TERMS AND ABBREVIATIONS FOR FLOOR PLANS
樓面平面圖中所使用名詞及簡稱之圖例

ACP	=	AIR-CONDITIONER PLATFORM	冷氣機平台
A/C OUTDOOR UNITS	=	AIR-CONDITIONER OUTDOOR UNITS	冷氣機室外機
AF	=	ARCHITECTURAL FEATURE	建築裝飾
AF ABOVE	=	ARCHITECTURAL FEATURE ABOVE	建築裝飾置上
AF ABOVE AT G2/F	=	ARCHITECTURAL FEATURE ABOVE AT G2/F	建築裝飾置上於地下 2 樓
AF AT X/F ONLY	=	ARCHITECTURAL FEATURE AT X/F ONLY	建築裝飾只於 X 樓
AF AT X/F H/L & X/F ONLY	=	ARCHITECTURAL FEATURE AT X/F HIGH LEVEL AND X/F ONLY	建築裝飾只於 X 樓高位及 X 樓
AF AT X/F H/L	=	ARCHITECTURAL FEATURE AT X/F HIGH LEVEL	建築裝飾於 X 樓高位
ALUM. CLADDING	=	ALUMINIUM CLADDING	鋁質面板
BAL	=	BALCONY	露台
BATH 1	=	BATHROOM 1	浴室 1
BATH 2	=	BATHROOM 2	浴室 2
BR1	=	BEDROOM 1	睡房 1
BR2	=	BEDROOM 2	睡房 2
BR3	=	BEDROOM 3	睡房 3
BUILDING LINE ABOVE	=	BUILDING LINE ABOVE	建築物界線置上
BUILDING LINE ABOVE AT X/F	=	BUILDING LINE ABOVE AT X/F	建築物界線置上於 X 樓
CD	=	CABLE DUCT	電纜槽
CLUBHOUSE SUN SHADING BELOW	=	CLUBHOUSE SUN SHADING BELOW	會所遮陽置下
COMMON AREA FOR MAINTENANCE	=	COMMON AREA FOR MAINTENANCE	供維修用之公用範圍
COMMON FR	=	COMMON FLAT ROOF	公用平台
CORRIDOR	=	CORRIDOR	走廊
COVERED LANDSCAPE	=	COVERED LANDSCAPE	有蓋園景
COVERED WALKWAY	=	COVERED WALKWAY	有蓋人行道
COVERED WALKWAY ABOVE	=	COVERED WALKWAY ABOVE	有蓋人行道置上
CW ABOVE	=	CURTAIN WALL ABOVE	幕牆置上
DECORATIVE METAL FEATURE	=	DECORATIVE METAL FEATURE	金屬裝飾性裝飾
DH	=	DOG HOUSE	管道房
DN	=	DOWN	落
EAD	=	EXHAUST AIR DUCT	排氣管道
ELD	=	ELECTRICAL DUCT	電力管道槽
ELV	=	EXTRA-LOW VOLTAGE DUCT	特低壓電管道槽
ELEV	=	EXTRA-LOW ELECTRIC VOLTAGE DUCT	特低壓電力管道槽
EMR	=	ELECTRICAL METER ROOM	電錶房
FAN ROOM	=	FAN ROOM	風扇房
FEATURE WALL	=	FEATURE WALL	裝飾牆
FIRE ALARM PANEL	=	FIRE ALARM PANEL	火警警報信號板

Notes:
1. There may be architectural features on external walls of some of the floors.
2. Common pipes exposed and/or enclosed in cladding are located at/adjacent to balcony and/or flat roof and/or utility platform and/or air-conditioning platform and/or external wall and/or roof of some residential units.
3. There are sunken slabs and/or ceiling bulkheads at living rooms, dining rooms, bedrooms, utility rooms, corridors, bathrooms, lavatories, open kitchens and kitchens of some residential units for the air-conditioning system and/or mechanical and electrical service. There are exposed pipes/ductings for air-conditioning system and/or mechanical and electrical service within some utility rooms and/or lavatories.
4. Balconies and utility platforms are non-enclosed areas.
5. Symbols of fittings and fitments shown on the floor plans, such as bathtubs, sink, water closets, shower, sink counter, etc, are architectural symbols retrieved from the latest approved general building plans for general indication only.
6. For some residential units, the air-conditioning platform(s) outside the unit will be placed with air-conditioner outdoor unit(s) belonging to that unit and/or other residential units.

備註:
1. 部份樓層外牆範圍設有建築裝飾。
2. 部份住宅單位的露台及／或平台及／或工作平台及／或冷氣機平台及／或外牆及／或天台及／或附近設有外露及／或藏於外牆裝飾板內之公用喉管。
3. 部份住宅單位客廳、飯廳、睡房、工作間、走廊、浴室、洗手間、開放式廚房以及廚房天花有跌級樓板及／或假天花用以裝置冷氣系統及／或其他機電設備。部份工作間及／或洗手間內設有冷氣及／或機電設備之外露喉管／管道。
4. 露台及工作平台為不可封閉地方。
5. 樓面平面圖上所顯示的形象裝置符號，例如浴缸、洗滌盆、坐廁、淋浴間、洗滌盆櫃等乃摘自最新的經批准的建築圖則，只作一般性標誌。
6. 部份住宅單位外的冷氣機平台將會放置屬於其單位及／或其他住宅物業的一部或多部冷氣機室外機。

FLOOR PLANS OF RESIDENTIAL PROPERTIES IN THE PHASE
期數的住宅物業的樓面平面圖

LEGEND OF THE TERMS AND ABBREVIATIONS FOR FLOOR PLANS
樓面平面圖中所使用名詞及簡稱之圖例

F.S. & SPRINKLER INLET	=	FIRE SERVICES AND SPRINKLER INLET	消防及花灑入水口
FR	=	FLAT ROOF	平台
FR AT X/F	=	FLAT ROOF AT X/F	平台於 X 樓
HR	=	HOSE REEL	消防喉轆
INACCESSIBLE VOID	=	INACCESSIBLE VOID	不可到達的中空
KIT	=	KITCHEN	廚房
LAV	=	LAVATORY	洗手間
LIFT	=	LIFT	升降機
LIFT LOBBY	=	LIFT LOBBY	升降機大堂
LIFT SHAFT	=	LIFT SHAFT	升降機槽
LIV/DIN	=	LIVING ROOM / DINING ROOM	客廳／飯廳
M. BATH	=	MASTER BATHROOM	主人浴室
M.L.	=	METAL LOUVRE	金屬百葉
M.L. AT H/L	=	METAL LOUVRE AT HIGH LEVEL	金屬百葉於高位
MBR	=	MASTER BEDROOM	主人睡房
METAL/STONE CLADDING	=	METAL / STONE CLADDING	金屬／石面板
O KIT	=	OPEN KITCHEN	開放式廚房
PD	=	PIPE DUCT	管道槽
PG	=	PRIVATE GARDEN	私人花園
PLANTER	=	PLANTER	花槽
POTABLE & FLUSHING PUMP ROOM	=	POTABLE AND FLUSHING PUMP ROOM	食水和沖廁水泵房
RC BEAM	=	REINFORCED CEMENT CONCRETE BEAM	鋼筋混凝土樑
RC BEAM AT X/F ONLY	=	REINFORCED CEMENT CONCRETE BEAM AT X/F ONLY	鋼筋混凝土樑只於X樓
R.C. SLAB	=	REINFORCED CEMENT CONCRETE SLAB	鋼筋混凝土樓板
ROOF (FOR FLAT X)	=	ROOF (FOR FLAT X)	天台（供單位 X）
RSMRR	=	REFUSE STORAGE AND MATERIAL RECOVERY ROOM	垃圾及物料回收房
SINK	=	SINK	洗滌盆
SKYLIGHT	=	SKYLIGHT	天窗
SPRINKLER CONTROL VALVE CABINET	=	SPRINKLER CONTROL VALVE CABINET	花灑控制閥櫃
ST	=	STORE ROOM	儲物室
STONE CLADDING	=	STONE CLADDING	石面板
UP	=	UP	上
UPPER PART OF PD	=	UPPER PART OF PIPE DUCT	上層之管道槽
UPPER PART OF SPRINKLER CONTROL VALVE CABINET	=	UPPER PART OF SPRINKLER CONTROL VALVE CABINET	上層之花灑控制閥櫃
UTP	=	UTILITY PLATFORM	工作平台
UTR	=	UTILITY ROOM	工作間
VD	=	VENTILATION DUCT	通風管道

Notes:
1. There may be architectural features on external walls of some of the floors.
2. Common pipes exposed and/or enclosed in cladding are located at/adjacent to balcony and/or flat roof and/or utility platform and/or air-conditioning platform and/or external wall and/or roof of some residential units.
3. There are sunken slabs and/or ceiling bulkheads at living rooms, dining rooms, bedrooms, utility rooms, corridors, bathrooms, lavatories, open kitchens and kitchens of some residential units for the air-conditioning system and/or mechanical and electrical service. There are exposed pipes/ductings for air-conditioning system and/or mechanical and electrical service within some utility rooms and/or lavatories.
4. Balconies and utility platforms are non-enclosed areas.
5. Symbols of fittings and fitments shown on the floor plans, such as bathtubs, sink, water closets, shower, sink counter, etc, are architectural symbols retrieved from the latest approved general building plans for general indication only.
6. For some residential units, the air-conditioning platform(s) outside the unit will be placed with air-conditioner outdoor unit(s) belonging to that unit and/or other residential units.

備註:
1. 部份樓層外牆範圍設有建築裝飾。
2. 部份住宅單位的露台及／或平台及／或工作平台及／或冷氣機平台及／或外牆及／或天台及／或附近設有外露及／或藏於外牆裝飾板內之公用喉管。
3. 部份住宅單位客廳、飯廳、睡房、工作間、走廊、浴室、洗手間、開放式廚房以及廚房天花有跌級樓板及／或假天花用以裝置冷氣系統及／或其他機電設備。部份工作間及／或洗手間內設有冷氣及／或機電設備之外露喉管／管道。
4. 露台及工作平台為不可封閉地方。
5. 樓面平面圖上所顯示的形象裝置符號，例如浴缸、洗滌盆、坐廁、淋浴間、洗滌盆櫃等乃摘自最新的經批准的建築圖則，只作一般性標誌。
6. 部份住宅單位外的冷氣機平台將會放置屬於其單位及／或其他住宅物業的一部或多部冷氣機室外機。

LEGEND OF THE TERMS AND ABBREVIATIONS FOR FLOOR PLANS
樓面平面圖中所使用名詞及簡稱之圖例

WMC	=	WATER METER CABINET	水錶櫃
WMR	=	WATER METER ROOM	水錶房

Notes:
1. There may be architectural features on external walls of some of the floors.
2. Common pipes exposed and/or enclosed in cladding are located at/adjacent to balcony and/or flat roof and/or utility platform and/or air-conditioning platform and/or external wall and/or roof of some residential units.
3. There are sunken slabs and/or ceiling bulkheads at living rooms, dining rooms, bedrooms, utility rooms, corridors, bathrooms, lavatories, open kitchens and kitchens of some residential units for the air-conditioning system and/or mechanical and electrical service. There are exposed pipes/ductings for air-conditioning system and/or mechanical and electrical service within some utility rooms and/or lavatories.
4. Balconies and utility platforms are non-enclosed areas.
5. Symbols of fittings and fitments shown on the floor plans, such as bathtubs, sink, water closets, shower, sink counter, etc, are architectural symbols retrieved from the latest approved general building plans for general indication only.
6. For some residential units, the air-conditioning platform(s) outside the unit will be placed with air-conditioner outdoor unit(s) belonging to that unit and/or other residential units.

備註:
1. 部份樓層外牆範圍設有建築裝飾。
2. 部份住宅單位的露台及／或平台及／或工作平台及／或冷氣機平台及／或外牆及／或天台及／或附近設有外露及／或藏於外牆裝飾板內之公用喉管。
3. 部份住宅單位客廳、飯廳、睡房、工作間、走廊、浴室、洗手間、開放式廚房以及廚房天花有跌級樓板及／或假天花用以裝置冷氣系統及／或其他機電設備。部份工作間及／或洗手間內設有冷氣及／或機電設備之外露喉管／管道。
4. 露台及工作平台為不可封閉地方。
5. 樓面平面圖上所顯示的形象裝置符號，例如浴缸、洗滌盆、坐廁、淋浴間、洗滌盆櫃等乃摘自最新的經批准的建築圖則，只作一般性標誌。
6. 部份住宅單位外的冷氣機平台將會放置屬於其單位及／或其他住宅物業的一部或多部冷氣機室外機。

FLOOR PLANS OF RESIDENTIAL PROPERTIES IN THE PHASE
期數的住宅物業的樓面平面圖

AQUA AVENUE TOWER 1 1/F | AQUA AVENUE 第1座 1樓

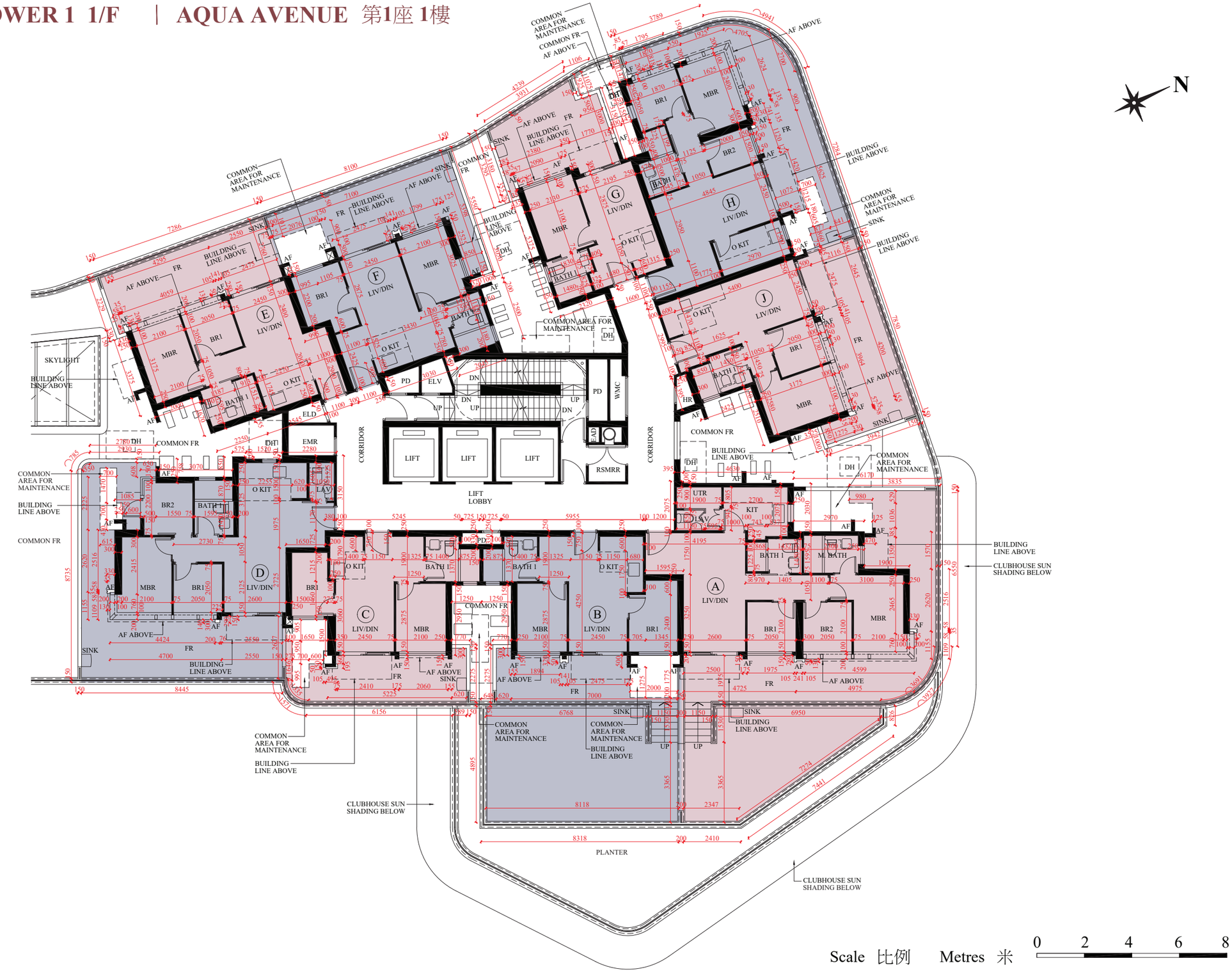

FLOOR PLANS OF RESIDENTIAL PROPERTIES IN THE PHASE
期數的住宅物業的樓面平面圖

AQUA AVENUE TOWER 1 2/F-3/F AND 5/F-10/F | AQUA AVENUE 第1座 2樓至3樓及5樓至10樓

Scale 比例 Metres 米 0 2 4 6 8

FLOOR PLANS OF RESIDENTIAL PROPERTIES IN THE PHASE
期數的住宅物業的樓面平面圖

AQUA AVENUE TOWER 1 11/F-12/F AND 15/F-16/F | AQUA AVENUE 第1座 11樓至12樓及15樓至16樓

FLOOR PLANS OF RESIDENTIAL PROPERTIES IN THE PHASE
期數的住宅物業的樓面平面圖

AQUA AVENUE TOWER 1 17/F | AQUA AVENUE 第1座 17樓

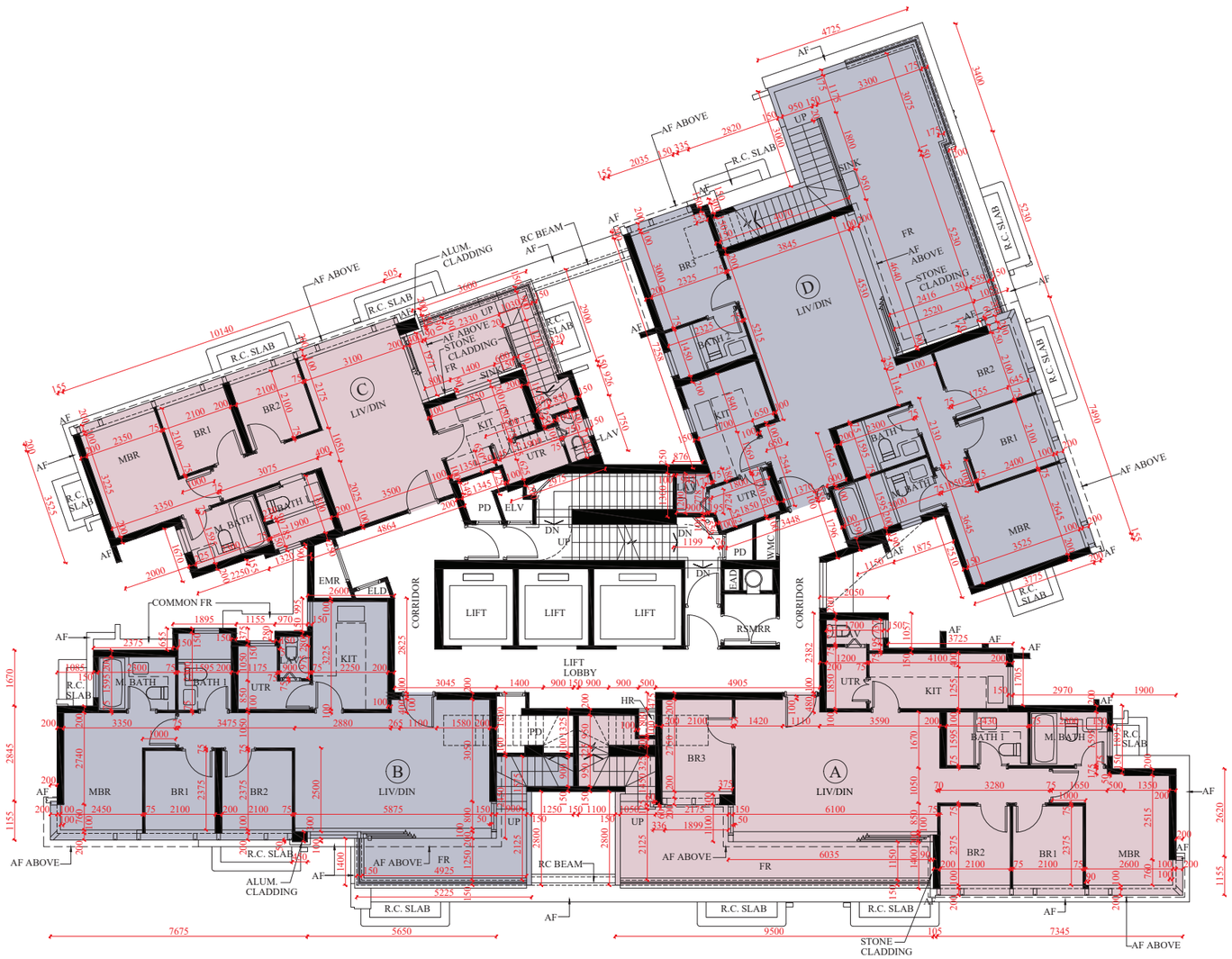

AL11

FLOOR PLANS OF RESIDENTIAL PROPERTIES IN THE PHASE
期數的住宅物業的樓面平面圖

AQUA AVENUE TOWER 1 ROOF | AQUA AVENUE 第1座 天台

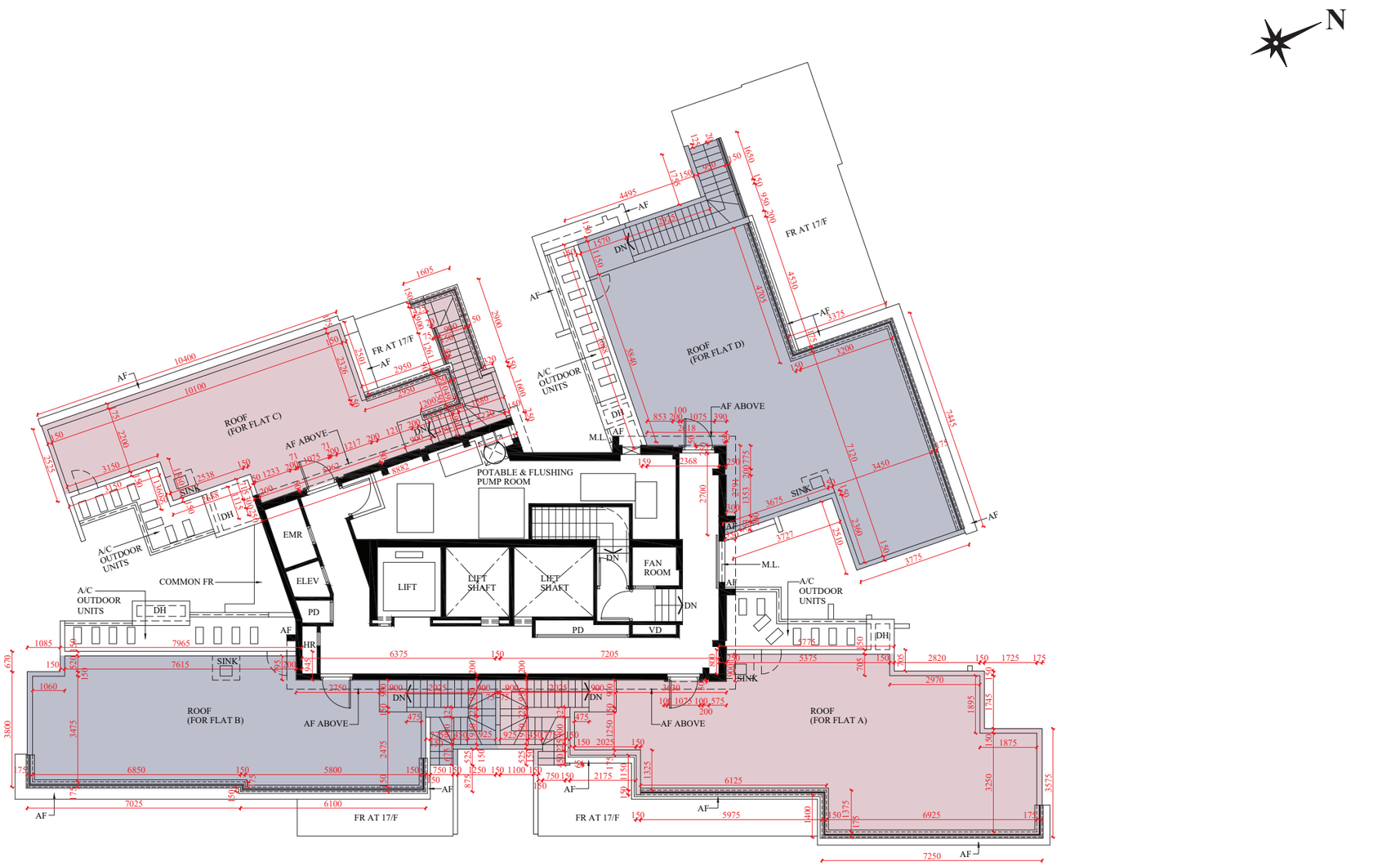

Scale 比例 Metres 米 0 2 4 6 8

FLOOR PLANS OF RESIDENTIAL PROPERTIES IN THE PHASE
期數的住宅物業的樓面平面圖

AQUA AVENUE TOWER 2 1/F | AQUA AVENUE 第2座 1樓

Scale 比例 Metres 米 0 2 4 6 8

FLOOR PLANS OF RESIDENTIAL PROPERTIES IN THE PHASE
期數的住宅物業的樓面平面圖

AQUA AVENUE TOWER 2 2/F-3/F, 5/F-12/F AND 15/F-18/F | AQUA AVENUE 第2座 2樓至3樓、5樓至12樓及15樓至18樓

Scale 比例 Metres 米 0 2 4 6 8

FLOOR PLANS OF RESIDENTIAL PROPERTIES IN THE PHASE
期數的住宅物業的樓面平面圖

AQUA AVENUE TOWER 2 19/F-22/F | AQUA AVENUE 第2座 19樓至22樓

PART PLAN OF FLAT A AT 21/F AND 22/F
21樓及22樓A單位部分平面圖

Scale 比例 Metres 米 0 2 4 6 8

FLOOR PLANS OF RESIDENTIAL PROPERTIES IN THE PHASE
期數的住宅物業的樓面平面圖

AQUA AVENUE TOWER 2 23/F | AQUA AVENUE 第2座 23樓

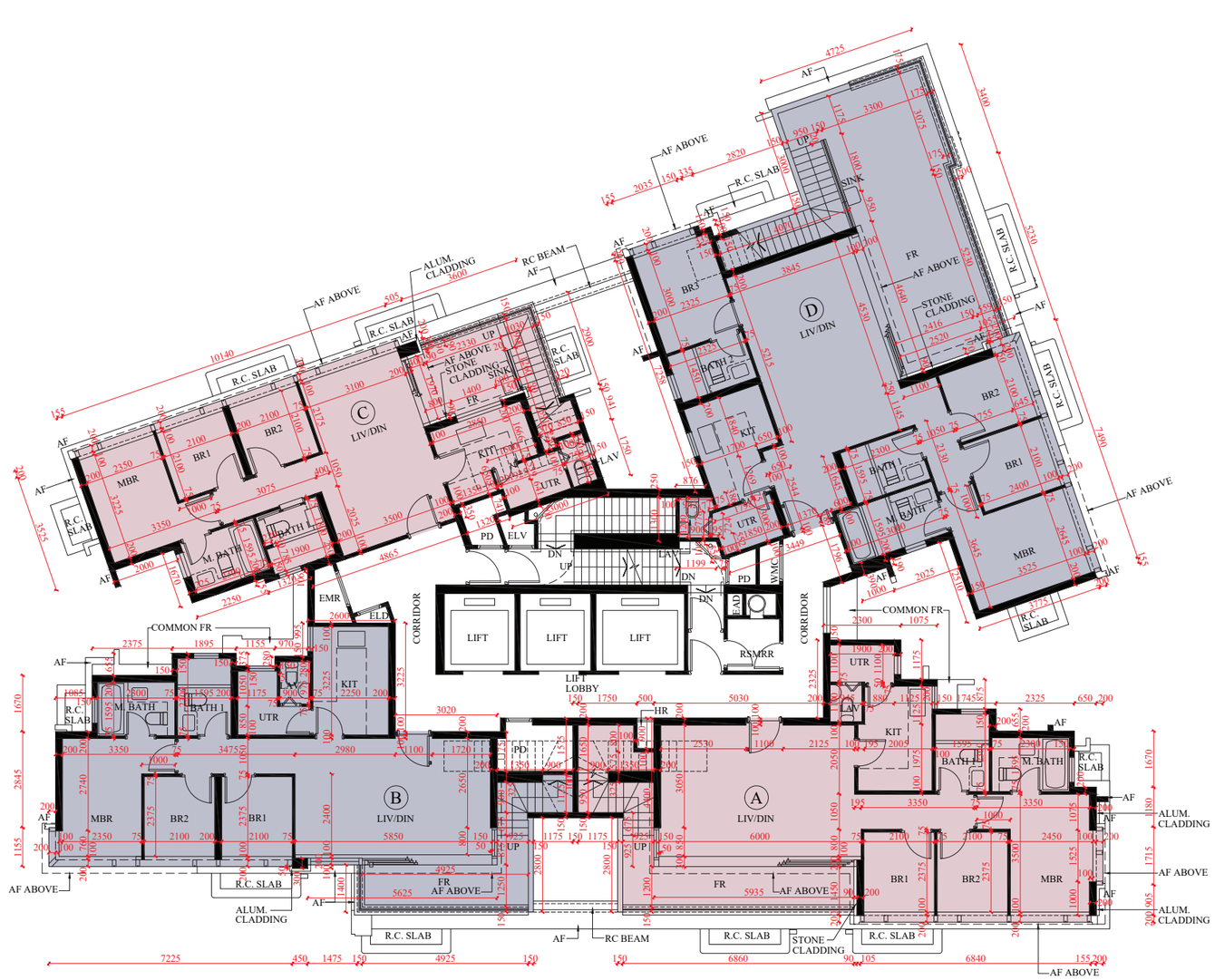

AL21

FLOOR PLANS OF RESIDENTIAL PROPERTIES IN THE PHASE
期數的住宅物業的樓面平面圖

AQUA AVENUE TOWER 2 ROOF | AQUA AVENUE 第2座 天台

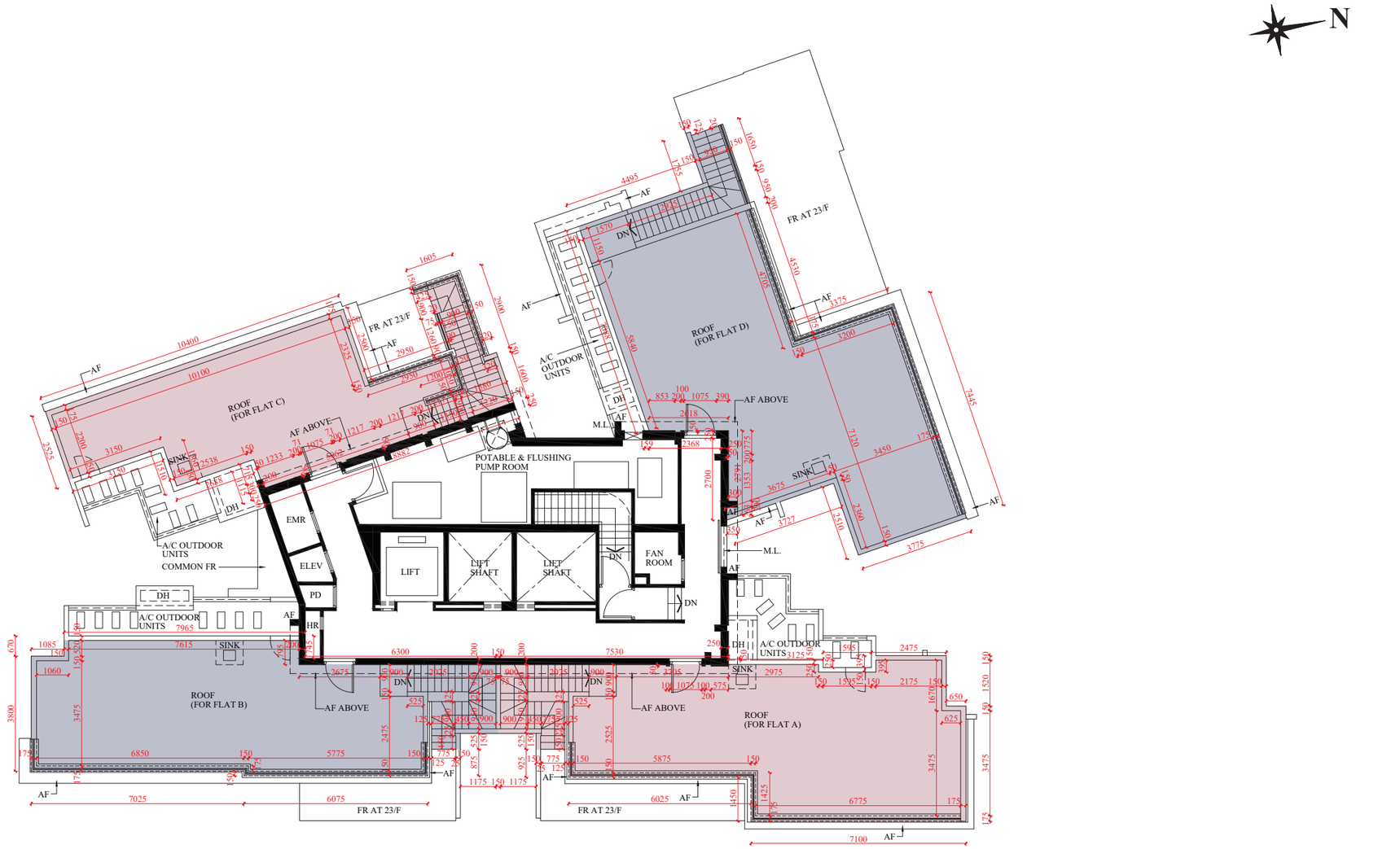

Scale 比例 Metres 米 0 2 4 6 8

FLOOR PLANS OF RESIDENTIAL PROPERTIES IN THE PHASE
期數的住宅物業的樓面平面圖

AQUA AVENUE TOWER 3 G1/F | AQUA AVENUE 第3座 地下1樓

Scale 比例 Metres 米 0 2 4 6 8

FLOOR PLANS OF RESIDENTIAL PROPERTIES IN THE PHASE
期數的住宅物業的樓面平面圖

AQUA AVENUE TOWER 3 G2/F | AQUA AVENUE 第3座 地下2樓

Scale 比例 Metres 米 0 2 4 6 8

FLOOR PLANS OF RESIDENTIAL PROPERTIES IN THE PHASE
期數的住宅物業的樓面平面圖

AQUA AVENUE TOWER 3 1/F-3/F, 5/F-12/F, 15/F AND 17/F-23/F | AQUA AVENUE 第3座 1樓至3樓、5樓至12樓、15樓及17樓至23樓

Scale 比例 Metres 米 0 2 4 6 8

FLOOR PLANS OF RESIDENTIAL PROPERTIES IN THE PHASE
期數的住宅物業的樓面平面圖

AQUA AVENUE TOWER 3 25/F-28/F | AQUA AVENUE 第3座 25樓至28樓

PART PLAN OF FLAT A AT 27/F AND 28/F
27樓及28樓A單位部分平面圖

Scale 比例 Metres 米 0 2 4 6 8

AL31

FLOOR PLANS OF RESIDENTIAL PROPERTIES IN THE PHASE
期數的住宅物業的樓面平面圖

AQUA AVENUE TOWER 3 29/F | AQUA AVENUE 第3座 29樓

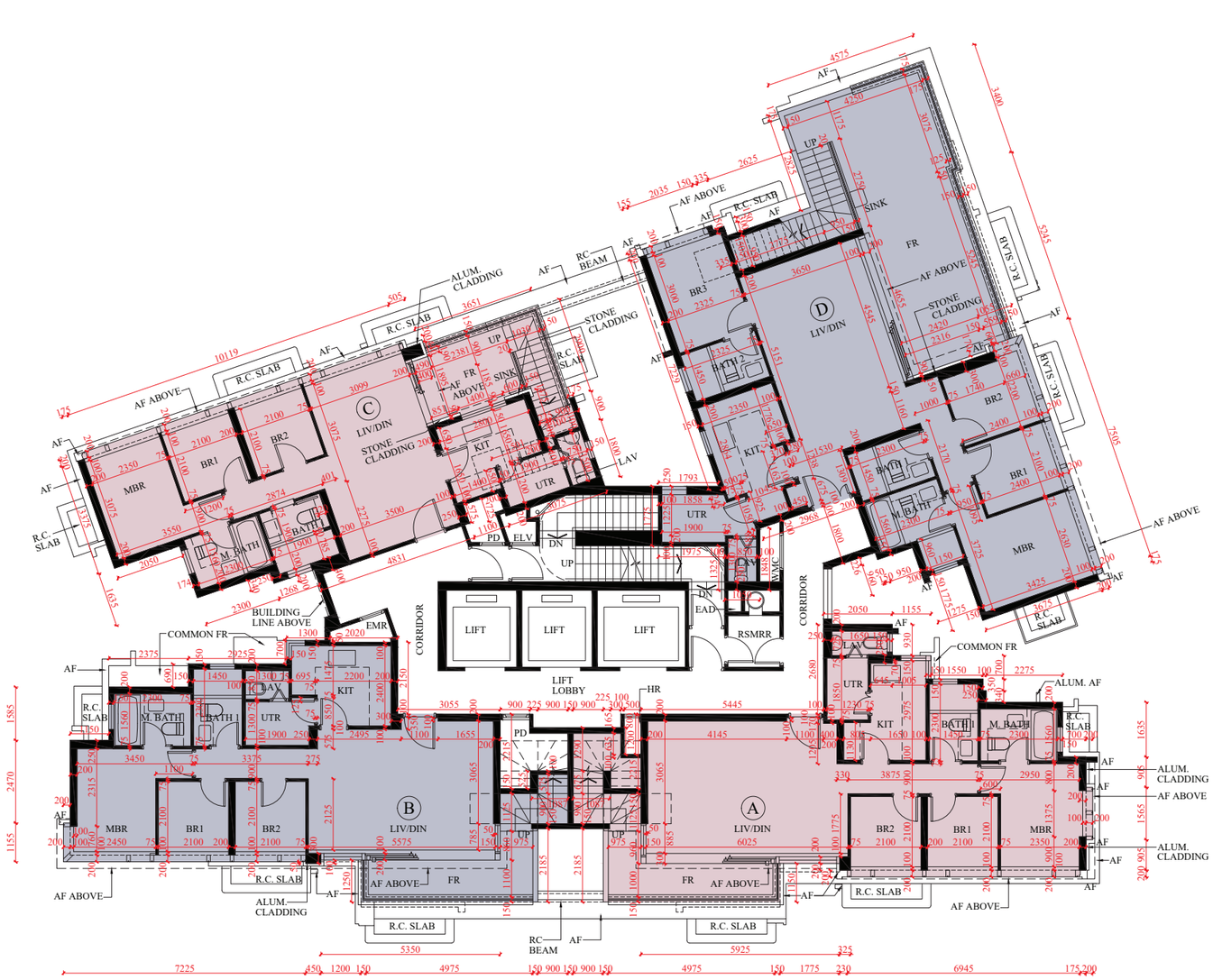

AL33

FLOOR PLANS OF RESIDENTIAL PROPERTIES IN THE PHASE
期數的住宅物業的樓面平面圖

AQUA AVENUE TOWER 3 ROOF | AQUA AVENUE 第3座 天台

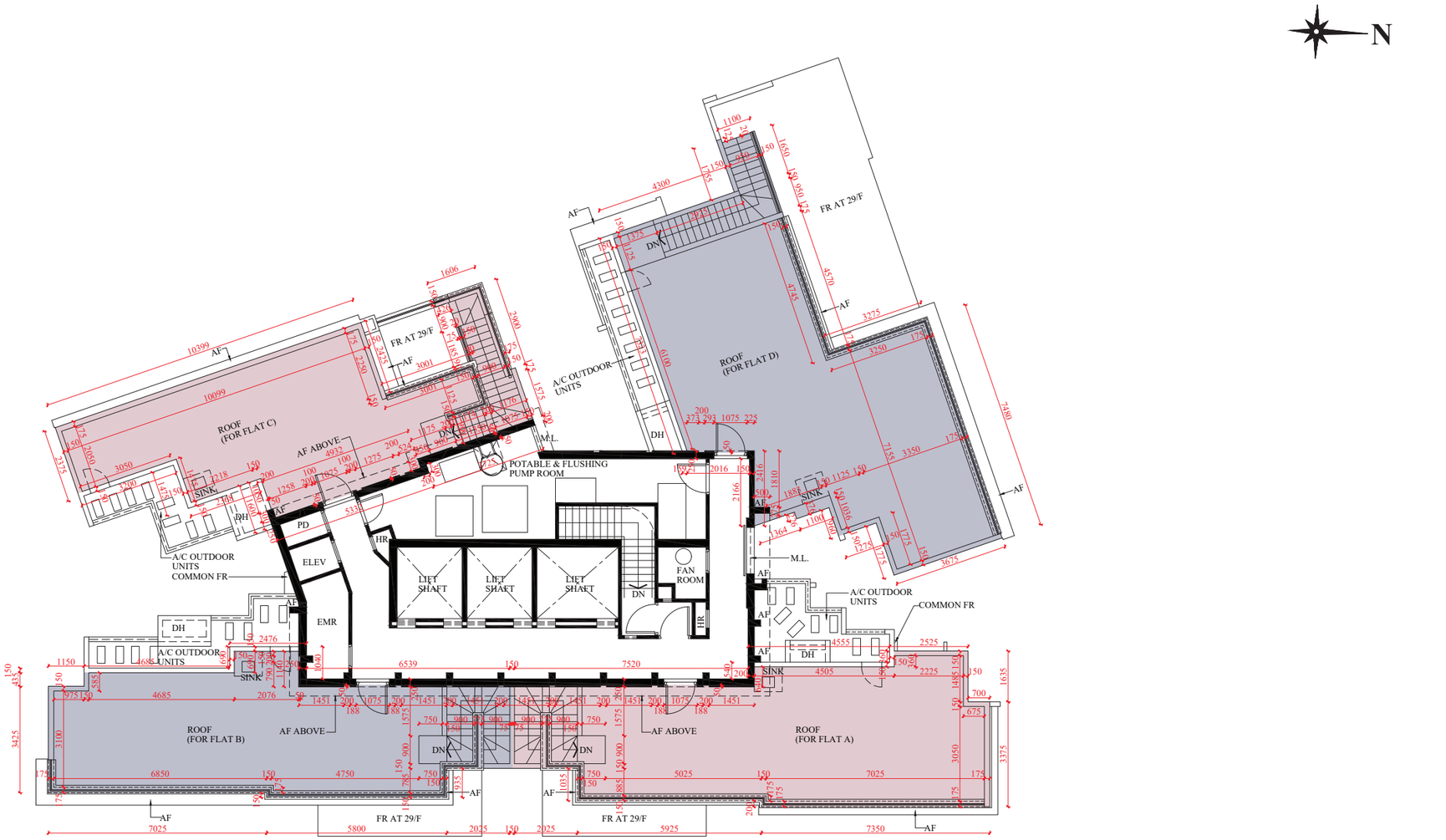

Scale 比例 Metres 米 0 2 4 6 8

FLOOR PLANS OF RESIDENTIAL PROPERTIES IN THE PHASE
期數的住宅物業的樓面平面圖

AQUA AVENUE TOWER 5 G1/F | AQUA AVENUE 第5座 地下1樓

Scale 比例 Metres 米 0 2 4 6 8

AL37

FLOOR PLANS OF RESIDENTIAL PROPERTIES IN THE PHASE
期數的住宅物業的樓面平面圖

AQUA AVENUE TOWER 5 G2/F | AQUA AVENUE 第5座 地下2樓

Scale 比例 Metres 米 0 2 4 6 8

FLOOR PLANS OF RESIDENTIAL PROPERTIES IN THE PHASE
期數的住宅物業的樓面平面圖

AQUA AVENUE TOWER 5 1/F-3/F, 5/F-12/F, 15/F, 17/F-23/F AND 25/F-28/F

| AQUA AVENUE 第5座 1樓至3樓、5樓至12樓、15樓、17樓至23樓及25樓至28樓

Scale 比例 Metres 米 0 2 4 6 8

AL41

FLOOR PLANS OF RESIDENTIAL PROPERTIES IN THE PHASE
期數的住宅物業的樓面平面圖

AQUA AVENUE TOWER 5 29/F-32/F | AQUA AVENUE 第5座 29樓至32樓

PART PLAN OF FLAT A AT 31/F AND 32/F
31樓及32樓A單位部分平面圖

Scale 比例 Metres 米 0 2 4 6 8

AL43

FLOOR PLANS OF RESIDENTIAL PROPERTIES IN THE PHASE
期數的住宅物業的樓面平面圖

AQUA AVENUE TOWER 5 33/F | AQUA AVENUE 第5座 33樓

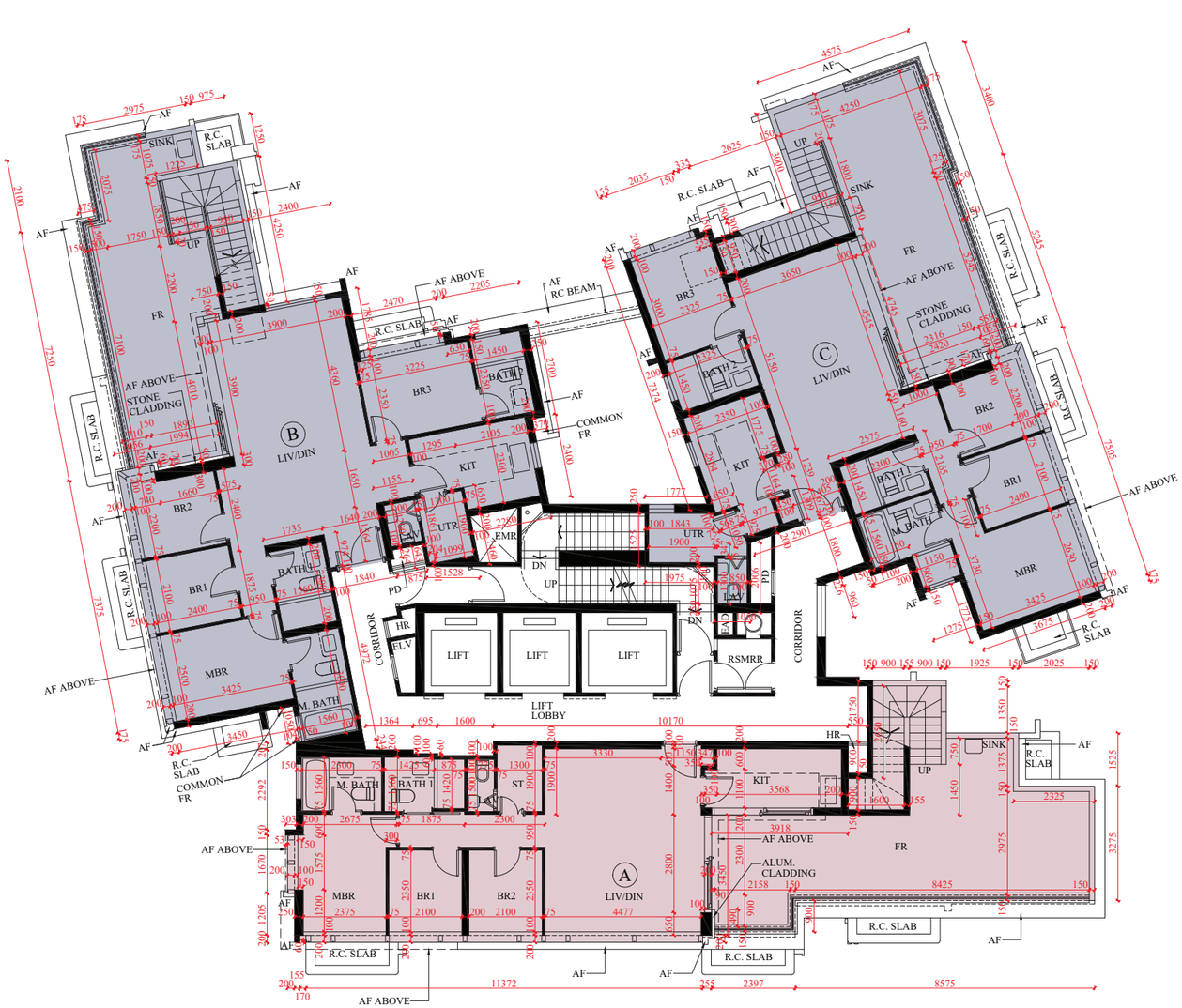

Scale 比例 Metres 米 0 2 4 6 8

AL45

FLOOR PLANS OF RESIDENTIAL PROPERTIES IN THE PHASE
期數的住宅物業的樓面平面圖

AQUA AVENUE TOWER 5 ROOF | AQUA AVENUE 第5座 天台

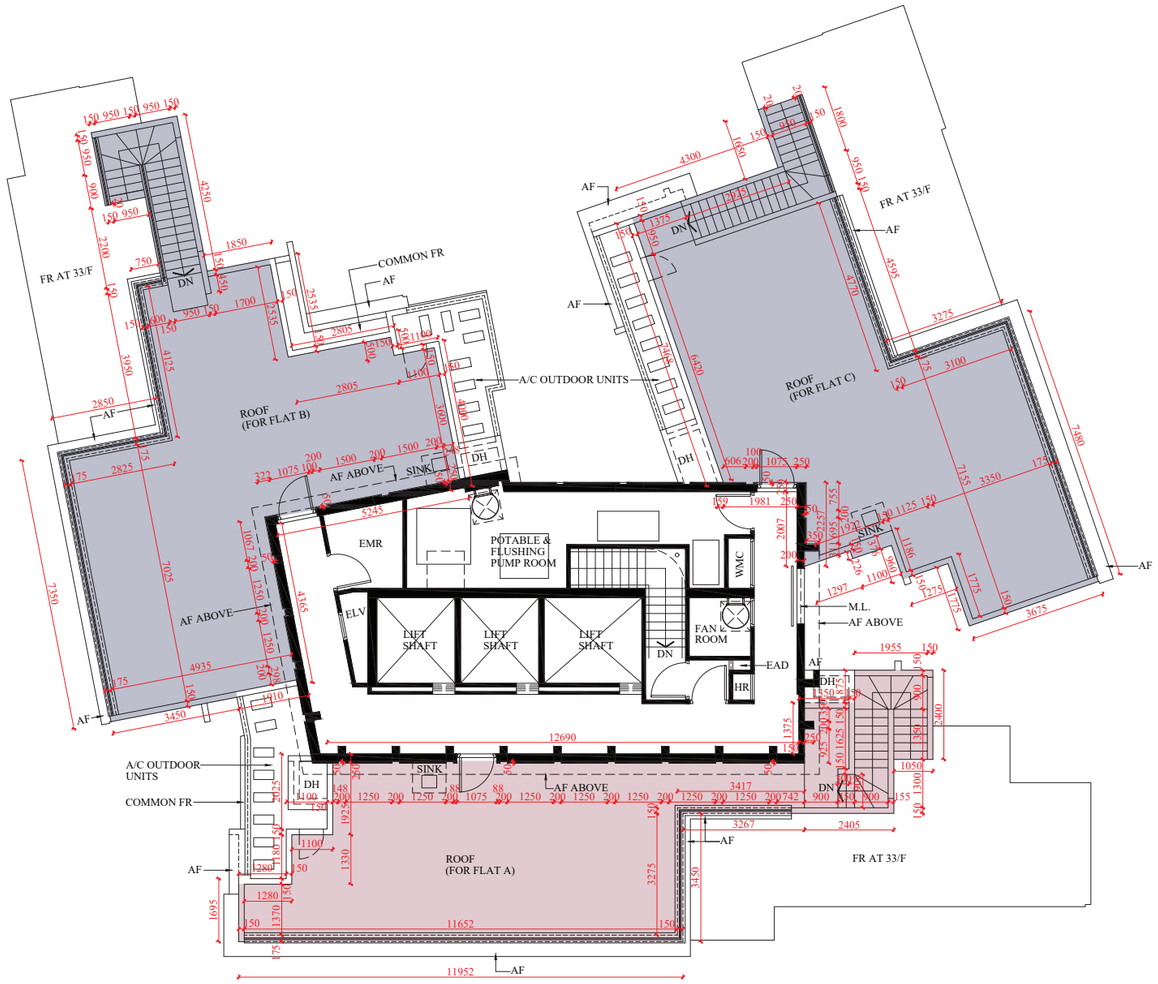

Scale 比例 Metres 米 0 2 4 6 8

AL47